



Supporting the hospice
is a piece of cake



Video Chat Using WhatsApp

You will need to have downloaded the WhatsApp app from your app store of choice, and created an account on your chosen device. You must then find your contacts via search or asking them their screen names.



Place a video call

1. Open the chat with the contact you want to video call.

2. Tap Video Call 

Make a group video call

Group calling **allows up to 4 participants** to video call each other using WhatsApp.

Make a group video call from a group


1. Go to the group you want to video call.



2. Tap New Call 

3. Search for or select the contacts you want to add to the call.

4. Tap Video Call 

Make a group video call from the Calls tab

1. Go to the Calls tab 

2. Tap New Call  > New Group Call 

3. Search for or select the contacts you want to add to the call.

4. Tap Video Call 

565 Foxhall Road, Ipswich, Suffolk, IP3 8LX

Contact the fundraising team:

Tel: 01473 723600

Email: fundraising@stelizabethhospice.org.uk

www.stelizabethhospice.org.uk

